

John Fenwick, Western Region Secretary jckjdf@charter.net

Julie Russell, Eastern Region Secretary russelljahotmail.com

Website: carolinamarquetry.com



Minutes of February 24th 2024 Meeting

We met Saturday February 24th 2024 at the Asheville Folk Art Center on the Blue Ridge Parkway.

Nine members in attendance.

Paul welcomed those in attendance and shared we were not yet clear on a possible Sauer meeting venue this year. They were hoping to have an event that could garner addition attendance from other interested groups such as turners, or woodworkers, etc.

We will continue to look for a venue before the August date. It was suggested that perhaps it could be at a member's shop.

Action: Discuss early venue meeting options at upcoming Board Zoom meeting.

Upcoming Meetings/Events

The venues and dates for 2024 meeting are:

- Herzog August 24th
- Extravaganza Hickory. October 25th -26th.

Website update

John Fenwick projected a live internet feed of the Carolina Marquetry website onto a screen in the Folk Art Center's Board Room. John navigated through the different pages of the website to illustrate the corrections to the content agreed at the last meeting in September of 2023 and the up-to-date content of the various pages. This included all the recent Newsletters, posts on the last presentation, new photographs in the Home page gallery and directory, etc. Discussion of what should be our next action for the website included the following suggestions.

- Increase the number of recent marquetry work from our members. David Wanucha will send some pictures as well as a link to Ken Jackson's photographs of the Wellborn Gallery event to add to the website media library.

- Work on the Templet appearance, which is visible on every page.
- Include some posts featuring some of the members work and process.
- Continue to maintain the current status of the website and keep calendar updated. Charlie to forward upcoming class dates for the events page.
- Look into obtaining analytics on Website traffic.

Consensus was that the website is current and in much better shape than it has been in the last couple of years and with continued upgrades and diligence should serve the club's purposes.

- Logo and Brochure update:
 - Logo - Paul felt the Club's Marquetry Logo was due for a refresh. Issues included the interpretation of the craft from just a scroll saw and overall appearance. Bonnie remarked that the logo has been with the club from the beginning and would like input before any changes. Paul assured all that it would be approved by the club before any changes.
 - Brochures highlighting the club had recently been printed for distribution at Klingspor and other events. It was discussed that this could also benefit from an update. Dave Wanucha volunteered to take on this task.
- Treasury Report

Dave Wanucha indicated that we had \$2896 in the bank, after accounting for \$133 for the 200 new Club Brochures

Membership Report

Bonnie Richardson reported that we are at 30 members and we are currently in the process of collecting 2024 membership dues of \$15/yr. She will send out an updated roster once due are collected and update at the stores which give us a discount. David Oliver mentioned that he did not receive the discount when last he shopped at Hickory's Klingspor.

Charlie Brown checked immediately after the meeting and was able to confirm that we are receiving the discount and our club roster is current until the end of March at which time the roster for 2024 paid dues should be submitted.

Show and Tell Presentations:



Jim Sockwell discussed his beautiful rendition of a black and white picture he saw hanging in the hospital. Being a bee keeper himself, Jim recognized the old and new bee hives featured in the picture.

There was a discussion of several of the techniques employed in the execution of this project.

- 1.) Jim used the "Pad" method to cut up to 12 pieces of flinch matched veneer. He seldom gets all twelve pieces into a sellable picture but that the idea, this is business after all!



A “Pad” used to cut up to 12 flinch matched veneer to generate as many pictures.

- 2.) Jim uses an Eclipse saw which has been modified for variable speed. He uses a magnifying glass and a steady hand to cut to the right side of the line.
- 3.) Jim has recently been using Aqua Coat grain sealer to fill gaps from the saw kerf and has found it very effective. (Authors note: I use Aqua Coat as a grain filler in mahogany furniture and it is a great finish builder. Highly recommend, had no idea this could be used in a marquetry picture.)
- 4.) Jim has enough experience that he has adopted his saw blades to the hardness of the wood in each pad, and also realizes the difference in wood movement between different veneer species. For example, sycamore needs to be placed immediately as it expands to the environment immediately.
- 5.) Jim recently discovered an artisan that used a layer of bacon grease layered between some of the pad, (presumably protected from the veneer by parchment paper or similar). This serves to cool the blade during aggressive cutting.

The discussion about Jim's technique, coupled with other marquetarians that use the package method, has suggested the need for a future meeting topic on Pad and Package techniques.

Two meeting topics therefore could be:

1. Pad and Package differences and advantages.
2. Jim Sockwell's process in developing a veneer piece of art.



Some other art by Jim exhibited. Beautifully executed..

In the following "Package cut " images of a Dahlia flower, reproduced at least four times. David Wanucha admitted he had some problems with the veneer buckling. This led to a discussion of veneer gluing techniques.

Another great topic for a future meeting presentation.





Notice that David took some liberties with the leaves and did not strictly adhere to the package cut but did some different arrangements. There were thirteen pieces in total in a package, 4 background and 9 different petal combinations. Some shading was also applied. Very appealing David.



David Oliver shows a Tea Box where the issue was replacing the existing inlay with a new one and the challenges presented..



Charlie Brown brought two beautiful examples of the craft as illustrated above. Using bird's eye maple, figured maple, purple heart, rosewood and some dyed poplar among other woods. Nice execution. Charlie also indicated he would be interested in another Yadkinville Gallery event as it was so much fun!

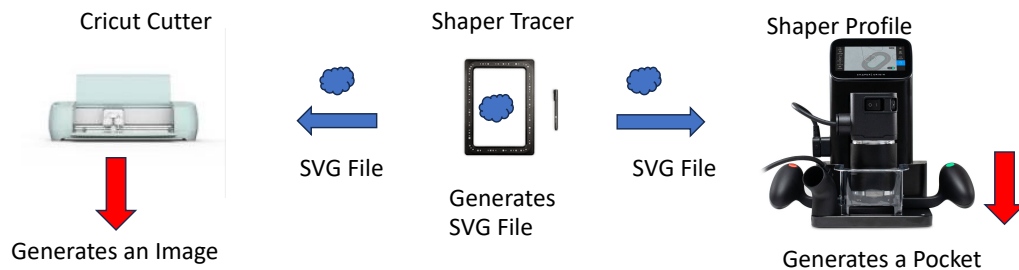
Presentation: New Technology applied to Marquetry.

John Fenwick gave a presentation on how some recent technology innovations have come together to give new capabilities to the ordinary Marquetarian or woodworker.

Essentially, now with "Shaper Trace" anyone can take a picture of an object they want to cut on a CNC machine and the object will be converted to a SVG file for cutting. See slides from presentation to see a demonstration of the concept.

Technology



- With Shapers introduction of “Tracer” they have opened new opportunities for innovation by eliminating the graphic design requirement for CNC based machines.
- I decided to test the linkage of the technologies of:



- This opens up the canvas for “artistry in wood” or Marquetry

It’s never been easier to generate an SVG file for cutting!

Regular Paper Shaper Tracer Cricut Maker 3 Branch Veneer



Draw → Capture w/Phone → Upload SVG File → Cut



Pocket cut for background branch and circle

Convention cut, note opening of 18 inches for cut.

Upload SVG File \longrightarrow Cut shallow recess, (1/32")

After capturing a drawing representing an irregularly shaped branch, the Cricut cut veneer is then pocketed into the substrate above.

Of course conventionally cut branches make sense, as shown at the right.

Placement limited by saw throat dimension.

The method does allow you to apply marquetry to an infinite canvas. Of course each veneer would be limited by your CNC machine size.

Adjournment:

Given that no one decided to kill the presenter for this heretical view, Paul thanked all the participants for their participation and also thanked our partners in marquetry in the Southern Highland Craft Guild and the Folk Art Center for hosting us today.

Paul mentioned to the club officers present that he will be arranging a Zoom Board Meeting in the near future.